

# DELHI PUBLIC SCHOOL, SRINAGAR

## SUBJECT: ENGLISH

### WINTER VACATION PRACTICE WORKSHEET

NAME: \_\_\_\_\_

Class I/sec: \_\_\_\_\_

DATE: \_\_\_\_\_

Grade:

Answer the questions.

1. What is the name of your school?

\_\_\_\_\_

2. What is the name of the state you live in?

\_\_\_\_\_

3. What city or town do you live in?

\_\_\_\_\_

4. What is the name of the street you live on?

\_\_\_\_\_



Circle the sentences.

1. I like to play.

2. I like.

3. Runs fast.

4. She runs fast.

5. Rina is happy.

6. Rina is.

7. John can jump.

8. Can jump.



Fix the words that need capital letters.

1. her rabbit is brown.
2. My rabbit has a white tail.
3. the rabbits are hopping.
4. Let's play with the rabbits.
5. look at his long ears.
6. he has a cute nose.
7. Sunita feeds her rabbit.
8. we named the rabbit Fluffy.



Does the sentence begin with a capital letter?

- |    |                                  |     |    |
|----|----------------------------------|-----|----|
| 1. | Let's make some cookies.         | yes | no |
| 2. | we will need a bowl and a spoon. | yes | no |
| 3. | Measure one cup of sugar.        | yes | no |
| 4. | Add an egg.                      | yes | no |
| 5. | mix it up.                       | yes | no |
| 6. | turn on the oven.                | yes | no |
| 7. | Cut out cookie shapes.           | yes | no |
| 8. | put them in the oven.            | yes | no |



Find each sentence. Put a full stop at the end. Colour the bone.



1. I have four legs

2. Run and play

3. My tail wags when  
I am happy

4. A ball for me

5. Sometimes Spot

6. My name is Spot

Circle the sentences that have a capital I. Fix the sentences that **do not** have a capital I.

1. Mita and I are friends.
2. i can ride a horse.
3. I can draw a picture.
4. That is the game i like to play.
5. i like that monkey.
6. I will eat an apple.
7. Dia and I like that kitten.
8. i like the circus.



Circle the pictures next to each sentence that has a capital I.

1. I like to play ball.



2. Nidhi and i like to read.




3. I have a pet bird.



4. May I have a cookie?



5. I can swim.



6. Am i pretty?



Answer the questions.

1. What is the name of your school?

---

2. What is the name of the state you live in?

---

3. What city or town do you live in?

---

4. What is the name of the street you live on?

---







# Find the Nouns

Circle the words that name something.

1. That is my cat.




2. Here is some ice cream.



4. This is my pencil.

5. There is an apple in the bag.



6. The candy tasted good.

7. Put the flowers on the table.



8. These shoes are white.



- 8.
- 7.
- 6.
- 5.
- 4.
- 3.
- 2.
- 1.

# Find the Verbs

Underline the words that tell what is happening or what already happened.

1. He walks to school.

2. Suman ran up the hill.

3. The bird sits in the nest.

4. The dog chased the cat.

5. She sang a song.


6. Subhash planted carrots.

7. He tells his teacher a story.

8. The baby sleeps in a crib.



la la la la la laaadi



A contraction is a short way  
to write two words.

can not

is not

I have

I am

it is

that is

we are

she is

they will

they are

can't

isn't

I've

I'm

it's


that's

we're

she's

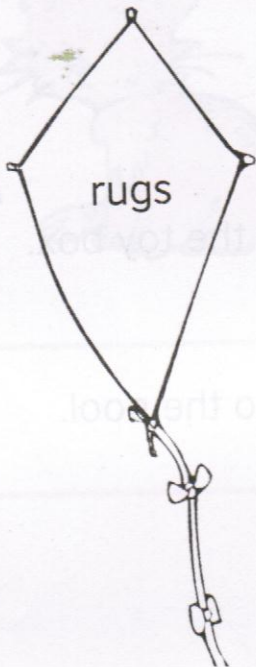
they'll

they're



# Find the Plurals

Colour each kite that names more than one thing.



Write **is** or **are**.


1. There \_\_\_\_\_ a ball.



2. There \_\_\_\_\_ three red blocks.

3. There \_\_\_\_\_ a toy truck.

4. There \_\_\_\_\_ some crayons.




5. There \_\_\_\_\_ two books.

6. There \_\_\_\_\_ one key.

7. There \_\_\_\_\_ a picture.



8. There \_\_\_\_\_ four coins.



Read the words as quickly and accurately as possible.




## Can I read these words?



and	end	bent	bump	ask
band	bend	dent	dump	bask
hand	lend	rent	hump	cask
land	mend	sent	lump	mask
sand	send	tent	pump	task

cast	best	bust	camp	milk
fast	nest	dust	damp	gift
last	rest	gust	lamp	desk
mast	test	must	bond	ant
past	vest	rust	pond	tusk


Time



Right

Say the sounds for these blends.


bl as in



cl as in



fl as in



gl as in









pl as in



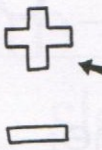




sl as in



Write the missing letters.

 ____ ____ ____ ag	 ____ ____ ____ ant	 ____ ____ ____ ock
 ____ ____ ____ ub	 ____ ____ ____ ed	 ____ ____ ____ ass

Underline the word for the picture.

-  1. black clam cluck plus
-  2. glad clap plan flap
-  3. slip flick slam blast
-  4. click glum plug flat
-  5. plum blimp slot glad



## Practice work for class 1st promoted to class 2nd

دہلی پبلک اسکول، سرینگر

جماعت: دوم

مضمون: - اُردو

سوال نمبر ۱: - درج ذیل عبارت کو غور سے پڑھ کر سوالات کے جواب لکھئے۔

(نادیدہ عبارت)

شام ہو چکی تھی۔ اندھیرا بڑھ رہا تھا۔ بلبل ایک پیڑ کی شاخ پر اُداس بیٹھی تھی کہ اپنے گھونسلے تک کیسے پہنچے۔ وہ آہ وزاری کر رہی تھی۔ پاس ہی ایک جگنو نے بلبل کی آہ وزاری سن کر کہا۔ ”غم مت کر۔ مجھے خدا نے روشنی دی ہے۔ جگنو نے اپنی روشنی سے بلبل کو راستہ دکھایا اور اس کی پریشانی کو دور کیا۔ ہمیں بھی چاہیے کہ ایک دوسرے کے ساتھ ہمدردی سے پیش آئیں۔

سوال نمبر ۱: چڑیا کہاں بیٹھی تھی؟

سوال نمبر ۲: جگنو کو خدا نے کیا دیا ہے؟

سوال نمبر ۳: ہمیں دوسروں کے ساتھ کس طرح پیش آنا چاہیے؟

گرا نمبر:

سوال نمبر ۱: دس پھلوں کے نام اور دس سبزیوں کے نام لکھیے۔

سوال نمبر ۲: ہفتے کے دنوں کے نام لکھئے۔

سوال نمبر ۳: لفظوں اور ہندسوں میں ایک سے دس تک گنتی لکھیے۔



प्रश्न 2. दो अक्षर वाले दस शब्द लिखिए:-

1.-----

2.-----

3.-----

4.-----

5.-----

6.-----

7.-----

8.-----

9.-----

10.-----

प्रश्न3. जोड़कर लिखिए:-

1. स + इ + क = -----


2. म + ट + र = -----

3. न + ग + र = -----

4. म + ग + र = -----

5. ब + ट + न = -----

प्रश्न4. कमल तथा बस का चित्र बनाकर उनमें रंग भरिए:-



प्रश्न5. चित्र देखकर नाम लिखिए:-



-----



-----



-----



# DELHI PUBLIC SCHOOL,SRINAGAR

## Practice Work MATHEMATICS

Name:

Class: I Promoted to class II

**Q1. Add the following.**



T O

3 6

+ 2 6

\_\_\_\_\_

\_\_\_\_\_



T O

4 7

+ 3 8

\_\_\_\_\_

\_\_\_\_\_



T O

6 8

+ 1 9

\_\_\_\_\_

\_\_\_\_\_



T O

4 4

+ 2 7

\_\_\_\_\_

\_\_\_\_\_



T O

5 3

+ 3 8

\_\_\_\_\_

\_\_\_\_\_



T O

2 9

+ 6 0

\_\_\_\_\_

\_\_\_\_\_

**Q2. Jimmy and Timmy were playing a game to learn number names.**

**The letters of the number names are written in a circle. Can you help them in finding the correct names of the numerals by matching column A and column B.**

A

B

15

23

34

47

12

50

42

FORTY  
TWO

FORTY  
SEVEN

TWENTY  
THREE



FIFTEEN



FIFTY



THIRTY  
FOUR



TWELVE



**Q3. Find the difference.**

		
	T	O
	4	2
-	1	8
	_____	
	_____	

		
	T	O
	3	7
-	2	9
	_____	
	_____	

		
	T	O
	2	3
-		8
	_____	
	_____	

		
	T	O
	6	6
-	2	9
	_____	
	_____	

		
	T	O
	5	4
-		7
	_____	
	_____	

		
	T	O
	7	5
-	3	8
	_____	
	_____	

**Q4. Put the appropriate sign ( > , < , = ) in the blanks.**

a) 12 \_\_\_\_\_ 9

b) 7 \_\_\_\_\_ 11

c) 24 \_\_\_\_\_ 39

d) 46 \_\_\_\_\_ 46

e) 49 \_\_\_\_\_ 29

f) 56 \_\_\_\_\_ 65

g) 37 \_\_\_\_\_ 73

h) 67 \_\_\_\_\_ 47





# DELHI PUBLIC SCHOOL, SRINAGAR


## Winter Holiday Assignment

### Class I going to class II

Name: \_\_\_\_\_

Subject: EVS

Q1. Colour the beautiful house and the plants around it neatly. Write down five ways to keep this beautiful house and its surroundings clean.



---

---

---

---

---

---

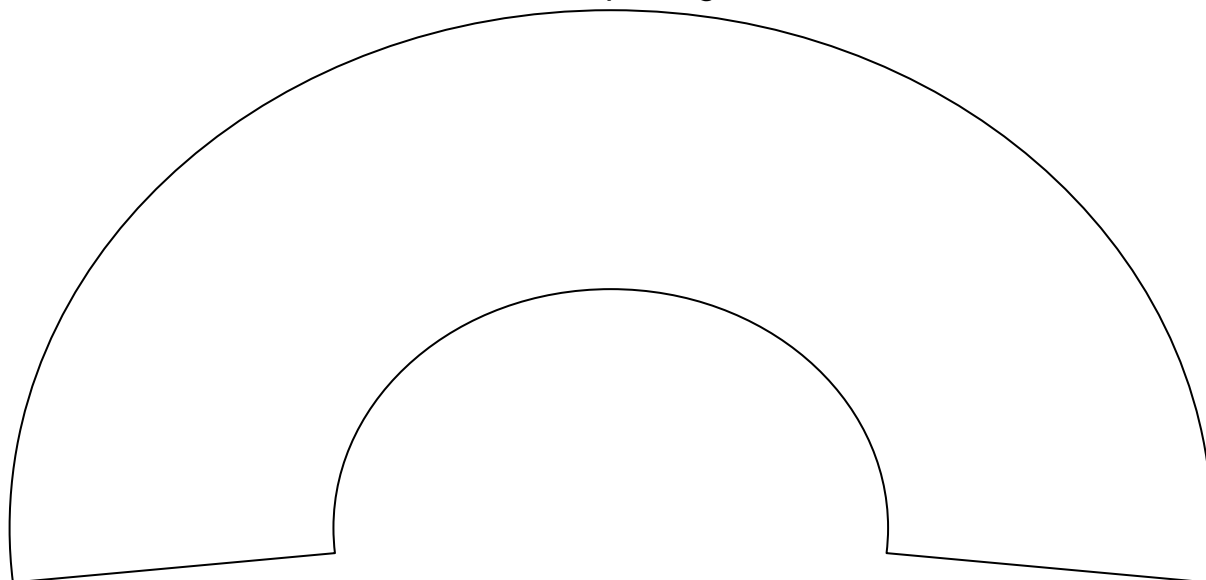
---

---

---

---

Q2. Draw and colour the rainbow in the space given.





Q3. Using the given code substitute following numbers with letters to find out the hidden message.

A	1	I	6	B	2
R	7	E	5	S	8
F	4	T	9	H	5



2	7	3	1	9	5	3


						
4	7	3	8	5		

			
1	6	7	

The message is : \_\_\_\_\_

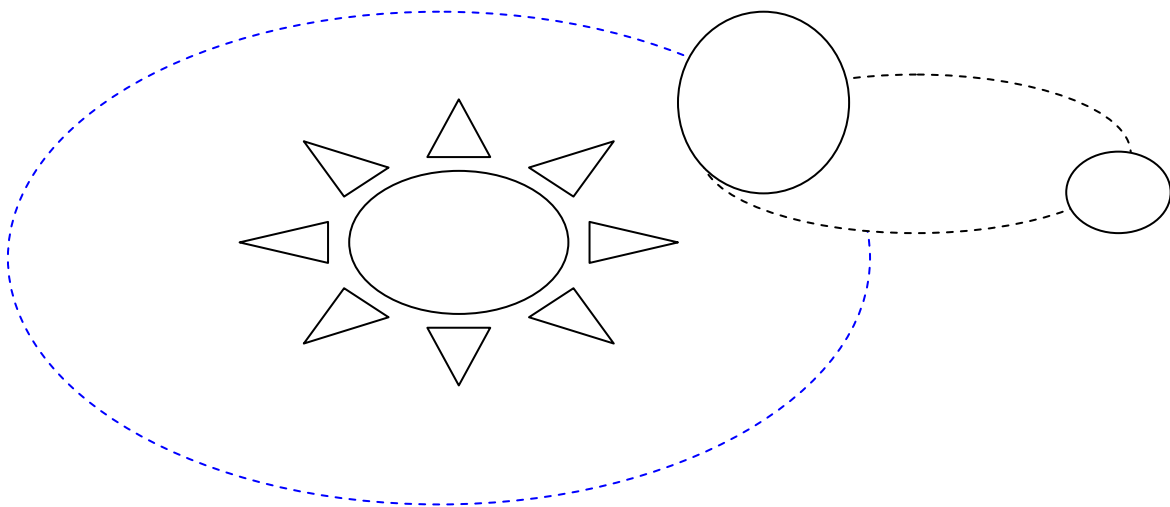
Colour it also.

Q4. In "The Jungle Book" a book by Rudyard Kipling, Mogli is being introduced to all animals. Colour each of the animals, name them and write a sentence on each one.



Handwriting practice area consisting of 14 horizontal dashed lines for writing practice.

Q5. Cut and paste golden, silver & blue paper in given ball so as to make the Sun, the Moon and the Earth.



Q6. Write five road safety rules.

---

---

---

---

---