



DELHI PUBLIC SCHOOL, SRINAGAR

LANGUAGE: ENGLISH

WORKSHEET – 5

(PREPOSITIONS OR POSITION WORDS)

NAME: _____

CLASS II/SEC _____

DATE: 22-06-2016

GRADE: _____

Children look at this picture given.



1. Where is the clock?

The clock is **on** the wall.



2. Where are the flowers?

The flowers are **in** the flower vase.

3. Where is the ball?

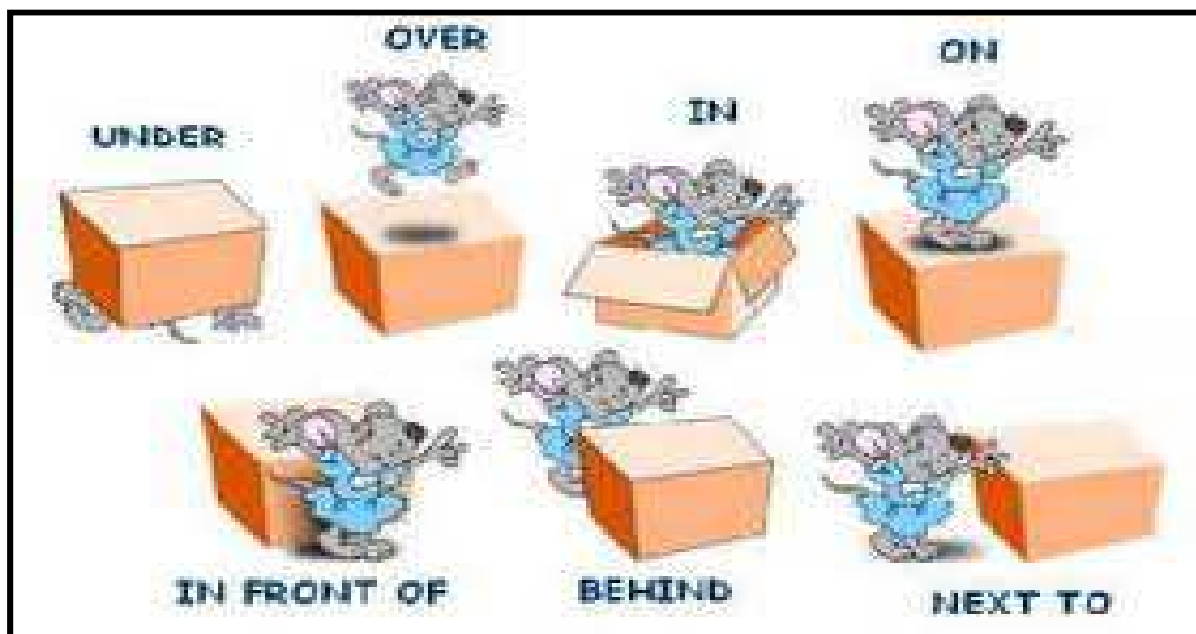
The ball is **under** the table.

The position words in these sentences are: on, in, under. They show us the position of the nouns as clock, flowers and the ball. A preposition is used before a noun or a pronoun.



Some More "Position Words":

1. The ball is **above** the box.
2. The rabbit is **behind** the tree.
3. The bee is **in between** the bottles.
4. The sheep jumped **over** the fence.



Practice use activity:

Student: Hold a book above a desk.

Teacher parent: Ask student where the book is.

Student: Hold the book below the desk.

Teacher parent: Ask the student where the book is.

Move the book on the side of the desk, behind the desk, and in front of the desk, asking students to describe the position of the book. Make the connection that prepositions are words that show position.

Exercise Time:

Children now let us do the following exercise:

Q1. Choose the correct preposition to complete the sentence:

1. The eggs are _____ the nest. (in / from)



2. The ice cream is _____ the table. (on / by)




3. Sonu is reading a book _____ a tree. (above / under)




4. A man jumped _____ the fence. (over / to)



5. The sheep is standing _____ the tree. (behind / before)



6. The red ball is _____ the yellow ball. (before / after)



Q2. Look at the picture and fill in the correct prepositions from the box:

at on in near behind under



1. The cat is _____ the table.
2. The mouse is _____ the table.
3. There is a bowl _____ the table.
4. The mouse _____ the bowl.
5. There is cheese _____ the bowl.
6. The dog is _____ the door.
7. The dog is hiding _____ the door.



Worksheet of Value Education

Name: _____

Class/Sec: 2nd: _____


Q1: Write true or false

1. We should always wash our hands before and after meals. ()
2. We should eat junk foods. ()
3. We must take balanced food. ()
4. Chew with your mouth closed. ()
5. We should not say thank you when serve something. ()
6. Always use a napkin to clean your mouth. ()

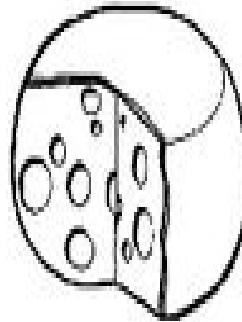
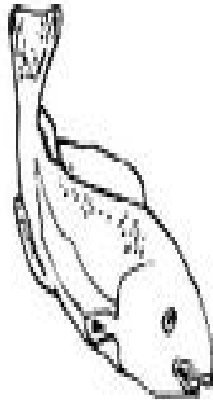
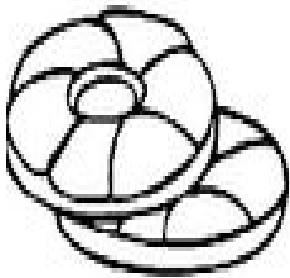
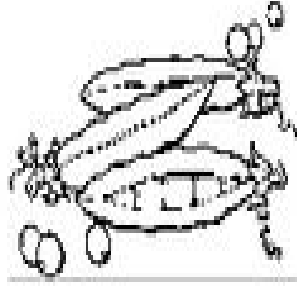
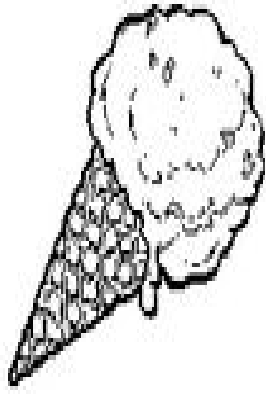


Health Requires Healthy food

Q2: Draw a line from the health tools on the left that you will use for each of the body parts.



Q3: Circle the food that are healthy and put cross on the foods that are not Healthy.





DELHI PUBLIC SCHOOL, SRINAGAR

Subject: EVS

Revision Worksheet No. 1

Topic: Houses We Live In

Name: _____

Class/Sec II

Date: _____

Roll

no. _____

Reading Time

A house protects us and keeps us safe. A house protects us from:


Heat of the sun



Rain



Heavy wind



Different places have different types of houses. Some are big while others are small. Some are strong while others are not. The type of house depends on the weather conditions of a place. It also depends on the materials that are available locally in that place.

LET US SEE DIFFERENT TYPES OF HOUSES




1. Pucca house: Houses made of cement, iron rods, bricks, glass, wood, etc are called

pucca houses. These houses are mostly found in towns and cities. They are strong house. Some of the pucca houses are flats, bungalows etc.

Materials used for Pucca house:

Iron rods




Cement



Glass



Wood





2. Kutcha house : A kutcha house is a house made of mud, bamboo, straw, wood, leaves, ice etc. These houses are mostly found in the villages. These


houses are not expensive to build. Some of the kutcha houses are igloo, houseboat, etc.

Materials used for Kutcha house:


Mud




Bamboo



Wood



Leaves



Things To Remember

- A house protects us and keeps us safe.

- Houses are of two types – Kutcha house and Pucca house.
- A kutcha house is a house made of mud, bamboo, straw, wood, leaves, ice etc.
- *Houses made of cement, iron rods, bricks, glass, wood, etc.*

Thinking Time

Q1. Fill in the blanks.

a) houses are strong.

b) A house protects us from

c) Kutcha houses are mostly found in the

.....

Q2. Put the names of the building material in the correct house:

Mud




Glass




Cement




Leaves




Iron rods



Bamboo



Wood



KUTCHA HOUSE HOUSE

PUCCA

.....

.....

.....

.....

.....

.....


.....

.....

Drawing Time

Q3. Draw your house in the space given below and write any three sentences

about it.

A large, empty rounded rectangular box with a thin black border, intended for drawing a house and writing three sentences about it.

.....

.....

.....

.....

.....

.....



DELHI PUBLIC SCHOOL, SRINAGAR

Subject: EVS

Worksheet

Topic: Places of worship

Name: _____

Class/Sec II

Date: _____

Roll

no. _____

Reading Time

Our country is a land of many religions. All religions teach us to be good and love each other. Saying prayers is a good way of talking to God. We all pray at home. Sometimes we visit places of worship to do so. Although people visit different places of worship, God is one and is present everywhere. We should learn to respect all religions.

LET US MEET OUR DIFFERENT PLACES OF WORSHIP




Temple: *Our Hindu friends pray in the Temple.*

They pray to different Gods like Lord Rama, Lord Shiva, Lord Ganesha, Goddess Durga, Goddess Laxmi, etc. Their holy books are the Bhagwad Gita, the Ramayana and the Mahabharata.



Church: Our Christian friends offer prayers in the Church. They pray to Jesus Christ.

Their holy book is the Bible. It tells them the teachings of the Jesus Christ. Christians believe that he was the son of God who came to save the people on the earth.



Mosque: Our Muslim friends pray in the Mosque. They pray to Allah.

Their holy book is the Quran.

Prophet Mohammed's teachings are

written in this holy book.



Gurudwara: Our Sikh friends pray in the Gurudwara. They have ten gurus.

The first guru Guru Nanak Devji started the Sikh religion. The holy

book of Sikhs is the Guru Granth Sahib. The teachings of the ten gurus and other saints are written in this holy book.

Remember God Always teaches us:

- To love everyone.
- Not to hurt anyone.
- To respect all the places of worship.
- To help the needy.
- God has many names but “HE” is one and present everywhere.

Thinking Time

Q1. Name the following:

1) Holy book of Hindus

.....

2) Holy book of Muslims

.....

3) Holy book of Sikhs

.....

4) Holy book of Christians

.....


Q2. People of which religion go to pray in the following places?



.....



.....



Drawing Time

Q3. Draw a place of worship you have visited in a box given below. Write

three sentences to describe it.



.....

.....

.....

.....

.....

.....



Name: _____

Roll No.: _____

Class: II / Sec.: _____

Q1. Write the following numbers in expanded form:

a) $531 = \square + \square + \square$

b) $605 = \square + \square + \square$

c) $212 = \square + \square + \square$

d) $700 = \square + \square + \square$

e) $999 = \square + \square + \square$

Q2. Write the following numbers in reduced form:

a) $400 + 40 + 9 = \underline{\hspace{2cm}}$

b) $700 + 10 + 1 = \underline{\hspace{2cm}}$

c) $900 + 00 + 0 = \underline{\hspace{2cm}}$

d) $500 + 00 + 1 = \underline{\hspace{2cm}}$

e) $200 + 20 + 2 = \underline{\hspace{2cm}}$

Q3. Write the following numbers as even or odd:

a) 56 _____

b) 89 _____

c) 176 _____

d) 55 _____

e) 350 _____

f) 94 _____

g) 257 _____

h) 73 _____

नाम : _____

वर्ग : _____

पाठ से :-

प्रश्न १. नीचे दिए गए अनुच्छेद को पढ़कर प्रश्नों के उत्तर लिखिए :-

बहुत समय पहले की बात है । कृष्ण और सुदामा एक ही गुरु के आश्रम में पढ़ते थे। दोनों पक्के मित्र थे। समय बीता कृष्ण बने द्वारका के राजा पर सुदामा का जीवन तो गरीबी से भरा था । एक दिन सुदामा की पत्नी ने उनसे कहा ,“ आप बहुत बार कह चुके हैं कि द्वारका के राजा श्री कृष्ण आपके मित्र हैं। आप उनके पास क्यों नहीं जाते ? वे ज़रूर आपकी मदद करेंगे।”

1. कृष्ण और सुदामा कैसे मित्र थे?

2. कृष्ण कहाँ के राजा बने ?

3. एक दिन सुदामा की पत्नी ने सुदामा से कहा कि-----

व्याकरण Grammar

प्रश्न २ दिए गए शब्दों के उल्टे अर्थ वाले शब्द लिखिए :- Opposites

१. रात

२. सरदी -----

३. ऊपर -----

४. अंधेरा -----

५. आना -----

प्रश्न ३. दिए गए शब्दार्थ का मिलान कीजिए :- (Match the following words with their meaning)

मुश्किल

मदद

ज़्यादा

कठिनाई

सहायता

दुःखी

परेशान

बहुत

प्रश्न ४. गोले में दिए शब्दों को उनके सही स्थान पर लिखिए :-

व्यक्ति -----

वस्तु -----

स्थान -----

कृष्ण सुदामा

आश्रम चावल

पोटली द्वारका

दिल्ली पब्लिक स्कूल, श्रीनगर
पठन अभ्यास - पत्र
Reading worksheet
विषय - हिन्दी
कक्षा - दूसरी

चाँदी हिमालय सिंधु सुंदरता मौसम प्रेम

कृष्ण आश्रम द्वारका मदद डाँवाँडोल द्वारपाल

सिंहासन अवश्य सदाबहार पौधा बेंगनी

नियम रंग-बिरंगे पत्तियाँ हरियाली शुद्ध समय

चक्कर प्रतिदिन पाबंद उन्नति निर्दयी

अत्याचारी प्रकट लहूलुहान परेशान निश्चिंत फुर्ति मैदान
मच्छर

कहानी

Do reading

बहुत समय पहले कि बात है एक ऊँट और बंदर मे बहुत अच्छी दोस्ती थी ।पर थोड़े दिनों बाद उनका झगड़ा हो गया। दोनो एक दूसरे से बात नही करते थे पर दोनो को एक दूसरे की बहुत याद आती थी ।एक दिन बंदर तालाब के किनारे पेड़ पर बैठा था तभी उसे कुछ दूर तालाब के उस पार एक पेड़ पर कुछ केले नज़र आए उसने ऊँट से कहा भाई ऊँट क्या तुम मुझे तालाब के उस पार ले चलोगे ? ऊँट ने कहा कयों नही मित्र।ऊँट ने झट अपनी पीठ पर बंदर को बैठाया और तालाब पार ले गया बंदर ने पेट भर के केले खाए और ऊँट को भी खिलाए ।दोनो ने एक दुसरे से माफी मागी और हँसते खिलखिलाते तालाब के दुसरे किनारे कि ओर चल दिए ।