

# SUMMER HOLIDAY ASSIGNMENT – CLASS I

## A Note to Parents

The following words are all the sight words that we have practised throughout the term. Your child should spend some time (about 10 – 15 minutes) each day revising the words with an adult. The amount of time will vary according to the ability of the individual child.

Some tips:

- As you study the list with your child, vary the order of the words.
- If the child has difficulty reading the word, the adult can read the word and underline it and make the child to practice the word regularly till he or she retains it properly.
- Your child's progress with the sight words will be monitored regularly.

This word list is meant to aid your child. Have fun and let them enjoy what they are learning. This is a great way to develop reading habits.

Thank You!

## SIGHT WORD LIST TO PRACTICE WITH YOUR CHILD AT HOME:


a	in	said
and	is	see
away	it	the
big	jump	three
blue	little	to
can	look	two
come	make	up
down	me	we
find	my	where
for	not	yellow
funny	one	you
go	play	here
help	red	run

Prepare your child for the “speaking skills” parameter to be conducted for FA3. You can choose any one of the following topics given below:


1. Eid celebrations
2. Independence Day
3. How I spent my Summer Holidays?

Make your child read the following story and prepare him for the “reading skills” parameter on stands for FA3:


**The Fox and the Grapes**  
Copyright©Isamaj.com



One day a fox was very hungry. He searched every where for food. At last the fox went in a vineyard. He saw some bunches of grapes hanging from the vines.



He tried to reach them but they were too high. He jumped again and again but could not reach them.



At last he got tired and said, 'These grapes are sour. I don't want them.' Then It ran away.

Copyright©Isamaj.com

# EVS

Q1. Collect pictures of various things which plants give. Paste them in a scrap book. You can even paste real materials like Paper, Cotton, Pulses etc.

Q2. Paste the different pictures of animals on your scrap book. For example, Domestic animals, Water animals, Pet animals etc.

دہلی پبلک اسکول، سرینگر  
گرمائی تعطیلات

جماعت:۔ اوّل

مضمون:۔ اُردو

”الگ الگ چارٹ پر پھلوں اور سبزیوں کی تصاویر بنا کر نام لکھئے اور ان میں رنگ بھی  
بھریئے“

دिल्ली पब्लिक स्कूल श्रीनगर

कक्षा पहली गर्मियों का कार्य

प्रश्न.१ नीचे दिए गए कठिन शब्दों का अभ्यास कीजिए तथा कठं  
कीजिए:- ताला आसमान काला आदर चावल हाथ लाल माता  
काजल जानवर माला टमाटर गाजर तलवार अदालत सहायता  
अचानक पिन चिड़िया किशमिश नारियल शनिवार सितार  
किताब पिकनिक रविवार डिबिया साइकिल चील गीता नाशपाती

पपीता चाबी साथी साड़ी मछली दीपक नारी माली बकरी खीरा  
थाली दीपमाला नानी मीना शादी रानी बगीचा सीता

प्रश्न.२ नीचे दिए गई कविता को कंठ कीजिए:-

हरे - भरे खेत

हरे-भरे लहराए खेत फसलें खूब उगाए खेत

केले, पपीते,संतरे,सेब ताजे ताले फल अनेक।

भरे-भरे,पेड़ अनेक लटके दिखते फल हर एक जन-जन की सेवा  
करते ये देश में मेवा भरते ये