



DELHI PUBLIC SCHOOL, SRINAGAR

PRACTICE WORKSHEET- 03

MATHEMATICS

NAME:	CLASS / SEC.: I/
ROLL NO.:	DATE :

Q1. Solve the following.

7	5	7	6
- 3	+ 1	- 7	+ 2
_____	_____	_____	_____
_____	_____	_____	_____
5	9	2	8
+ 0	- 1	+ 5	- 4
_____	_____	_____	_____
_____	_____	_____	_____

Q2. Fill in the blanks.

a. _____ + 1 = 6

b. $8 + \underline{\hspace{2cm}} = 8$

c. $3 + 2 = 2 + \underline{\hspace{2cm}}$

d. $6 - \underline{\hspace{2cm}} = 6$

e. $9 + 4 = 4 + \underline{\hspace{2cm}}$

f. $8 - 7 = \underline{\hspace{2cm}}$

Q3. Solve the following word problems.

John has 6 balls in one pocket and 3 balls in the other pocket. How many balls does he have in total?

 balls.

8 birds sit on a tree. 5 fly away. How many birds are left on the tree.

 birds.



DELHI PUBLIC SCHOOL, SRINAGAR.

MATHEMATICS

WORKSHEET – 2

Name: _____

Roll No.: _____

Class: I / Sec.: _____

Q1. Fill in the blanks:

a) The fifth letter in the word **SCHOOL** is _____

b) The first letter in the word **GARDEN** is _____

c) The third letter in the word **ANIMAL** is _____

d) The fourth letter in the word **HOUSE** is _____

e) The second letter in the word **TOMATO** is _____

Q2. Compare the following set of numbers and put the correct sign $>$, $<$ or

=

in the circles:

a) 34 23

b) 12 21

c) 37 37

d) 40 15

e) 29 29

Q3. Arrange the following numbers in ascending order:

a) 25, 19, 32, 47, 10

b) 45, 27, 19, 33, 48

Q3. Arrange the following numbers in descending order:

a) 13, 49, 34, 17, 22

b) 25, 16, 30, 13, 50



DELHI PUBLIC SCHOOL, SRINAGAR

Subject: EVS

Worksheet No. 1

TOPIC: Food We Eat

Name: _____

Class/Sec Ist

Date: _____

Roll

no. _____

INTRODUCTION:

When we are hungry, we eat food. We need food to work and stay alive. Food helps us to grow and stay healthy. It also keeps us away from illness. Food gives us energy to work and play.

We should drink 6-8 glasses of water everyday.



Good health starts with good food.

SOURCES OF FOOD:

Where does our food come from?

The food we eat comes from plants and animals.

Plants give us:

Fruits, Vegetables, Cereals, Pulses, Dry fruits, Spices and Oils.

Animals give us:

Milk, Eggs, Meat and Honey.

GOOD FOOD HABITS

- Eat all meals- breakfast, lunch and dinner at proper times.
- Wash your hands before and after eating.
- Do not eat uncovered food .Dust and flies settle on exposed food.
- Do not waste food.
- Eat at a clean place.

Qno.1 Write the names of any five:

Fruits	Vegetables	Cereals	Pulses	Dry fruits

Qno.2 Tick the right answer:

a) Food helps us to

1. grow 2. work 3. live healthy 4.all of these


b) _____ do not come from plants.


1. fruits 2. vegetables 3. eggs 4.pulses

c) The meal that we take at night is called

- 1.dinner 2. breakfast 3. lunch 4.all of these

Qno.3 Colour the healthy foods.





Qno.4 Think and write the correct name for each of the following:

1. We cannot eat it uncooked.

2. We get honey from it.

3. We can drink its juice.

4. We can eat it without peeling.

5. We get eggs from it.



Drawing Time



Draw any three food items that we get from plants and animals.

A large, empty rectangular box with a black border, intended for drawing.

Name: _____

Class/Sec I _____

Date: _____


Roll

no. _____

Reading Time

All of us see many types of animals around us. They have different shapes and sizes. Some animals live in forests and some live in our homes. Some are big and some are small. Let us look at the below

given picture carefully.



Pet Animals



Cat

Parrot

Dog



www.shutterstock.com 112890106



In the above picture we see different types of animals. Some animals are very big, some are small and some are very same.

LET US LOOK AT THE DIFFERENT ANIMALS AROUND US.



WILD ANIMALS: *Animals that we do not see around us and can be found in forests and zoos are called **wild animals**. For example, **lions, elephants, tigers, wolves, foxes etc.***



DOMESTIC ANIMALS: Some animals are helpful to us. We keep them on a farm. They are called domestic animals. For example, cows, buffaloes, horses, sheep, goats, hens etc.



PET ANIMALS: Some animals live with us in our homes. They are called pet animals. For example, dogs, cats, rabbits, parrots, fishes, etc.



BIRDS: Birds are the animals which have feathers on their body. They have two wings to fly. They also have a beak to eat their food. Different birds have different types of beaks. There are some birds that cannot fly, like penguins and ostriches.



INSECTS: Insects are small animals. Most of the insects have six or more legs. Most insects have wings to fly, like mosquitoes, butterflies, grasshoppers, ants, houseflies, dragonflies etc.



WATER ANIMALS: Some animals live in water. These are called water animals, like fishes, dolphins, octopuses, sea horses etc.



AMPHIBIANS: Some animals live both on land and in water. For example, frogs, tortoises, crocodiles, etc.

DEAR CHILDREN IT IS A WRITING TIME BUT
PROMISE YOU WILL LEARN SPELLINGS
ALSO.

Q1. Write the names of any five wild animals, domestic animals, pet

animals, water animals, insects, birds and amphibians in the space

given below.

WILD ANIMALS

DOMESTIC ANIMALS

.....
.....

.....
.....

.....
.....

.....
.....

.....
.....

.....

.....

PET ANIMALS

.....

.....

.....

.....

.....

.....

.....

.....

.....

.....

WATER ANIMALS

BIRDS

.....
.....

.....
.....

.....
.....

.....
.....

.....
.....

INSECTS

AMPHIBIANS

.....

.....

.....


.....

.....

DRAWING TIME

Q2. Draw and name your favourite animal in the box given below. Also write

one sentence about your favourite animal.

A large, empty rounded rectangular box with a thin black border, intended for drawing and writing. The box is centered on the page and occupies most of the lower half of the page.



DELHI PUBLIC SCHOOL, SRINAGAR

Subject: EVS

Revision Worksheet No. 1

Topic: Our Country

Name: _____

Class/Sec I

Date: _____

Roll

no. _____

Reading Time

India is a country. A country is made of many states. India has 29 states and people who live in India are called Indians. Look at the map of India given below. Find and colour your state in the map.



NATIONAL FLAG OF INDIA

Every country has its national flag and symbols.

Our national flag has three colour-saffron, white and green. It also has a chakra of blue colour in the centre. Our flag is known as Tricolour. (Tri means three).

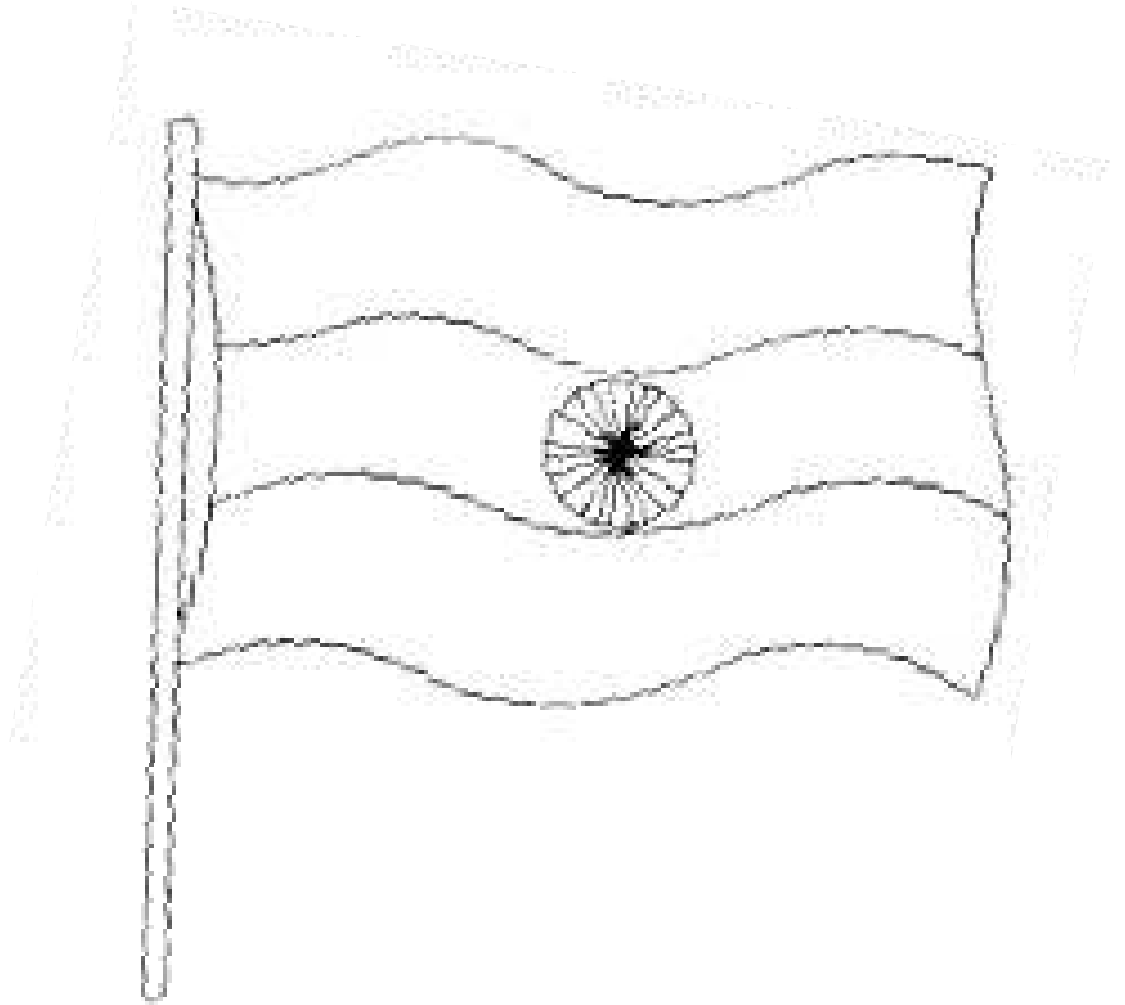
The colour of the top band is saffron.

The colour of the middle band is white.

The colour of the lower band is green.

The colour of the chakra is blue.

❖ **Now colour the national flag of India**



LET US MEET OUR NATIONAL SYMBOLS

Our national symbols are:

Indian rupee is our national currency symbol.

Peacock is our national bird.


Tiger is our national animal.

Banyan tree is our national tree.

Mango is our national fruit.

Lotus is our national flower.

Q1. Identify the national symbols of India and write their names:



_____ is the national




_____ is the national animal.




_____ is the
national
currency symbols.



_____ is the national flower.



_____ is the national fruit.



_____ is the national tree.



DELHI PUBLIC SCHOOL, SRINAGAR

REVISION WORKSHEET NO.3

TOPIC: PLANTS AROUND US

NAME: _____

CLASS /SEC I


DATE: _____

ROLL NO.



We see many plants growing all around us. Plants are very important and useful for us. Most of our food comes from plants. Plant gives us many useful things.

Plants give us fruits and vegetables, cereals, pulses, dry fruits.




Remember

We also get tea, sugar, coffee, medicines, spices, oils, wood, rubber, cotton from plants.



THINKING TIME

Now children, let us sort the food items and put them in the correct circle.




Pineapple
Almond



Carrot

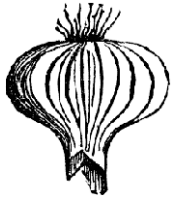


Walnut



Melon

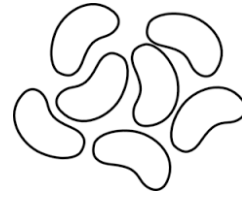




Onion



Dals



Beans

fruits	vegetables	pulses	dry fruits

WRITING TIME

Children it is writing time, but promise you will learn the spellings.

Write any three fruits, vegetables, cereals, and pulses in the space given below.

FRUITS

.....
.....

VEGETABLES

.....
.....

.....
.....

CEREALS

.....
.....

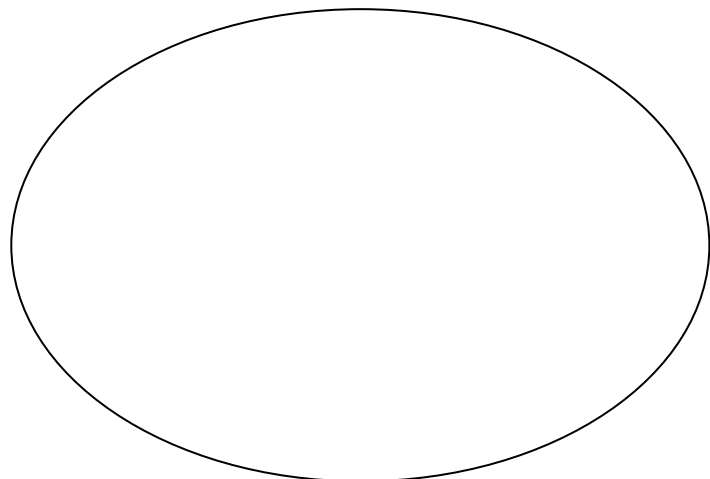
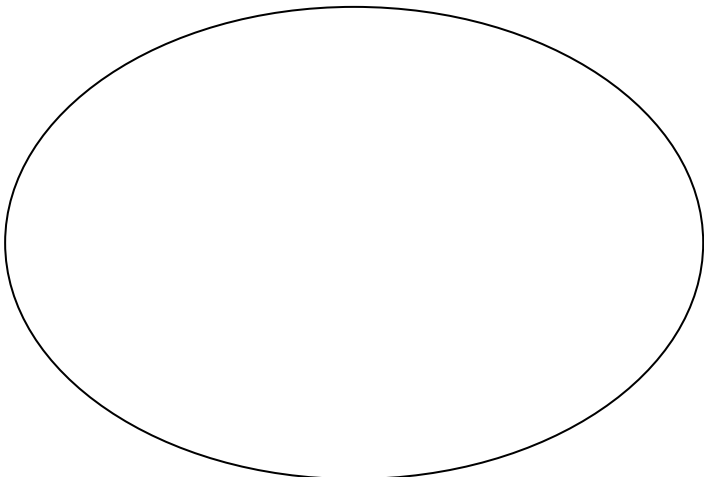
.....
.....

.....
.....

PULSES

DRAWING TIME

Draw and name any two cereals in the circles given below.





DELHI PUBLIC SCHOOL, SRINAGAR

Work sheet no.5 GK

Name: _____

Class: I/Sec.: _____

Date: _____

Grade: _____

THEME: Our Water Resources and Lakes

Jammu and Kashmir State is well known for its attractive scenery. There are beautiful springs, lakes, and rivers. The main rivers that flow through the State are Jhelum, Chenab, Indus and Tawi. The lakes in the J&K region are Manasabal Lake, Dal Lake, Nigeen Lake and the Wular Lake.

Dal Lake:

Dal Lake is a lake in Srinagar. It is the second largest Lake in the state and

is important part to Tourism and recreation. It is also famous for house boats.



Wular Lake:

Wular Lake is one of the largest fresh water lakes in Asia. It is in Bandipora

District.



Manasbal Lake:

Manasbal Lake is the deepest Lake in the state. It located in Ganderbal District. It is also famous for Tourism.



Jhelum:

The river Jhelum is commonly known as 'The Veth'. The river flows throughout the length of the valley.




Q: Match the following pictures with their names:



Manasbal Lake



Dal Lake



Wular Lake



Jhelum River

