



Delhi Public School, Srinagar

Language: English

Practice Worksheet

Name: _____

Class: 2nd /Sec ____

Date: _____

Grade: _____

Look at the pictures and read the words.



work



play



drive



fly

What are verbs?

A word which tells us what a person, an animal or a thing does or will do is called a **doing word**. The words **work**, **play**, **drive** and **fly** are doing words. **Doing words** are called **verbs**. Every complete sentence has a verb.

Q1. Colour the boxes which contain verbs.

cry	leaf	study	fly	Zoo	Cat
sleep	smell	Maya	sweep	tiger	school
cook	drink	bread	ride	stand	shout
sleep	duck	walk	house	order	roar
ring	fall	mother	good	push	Cry

Q2. Underline the **verbs (doing words)** in these sentences.

- i. Children play with toys.
- ii. Rohan kicks the ball.
- iii. Birds fly in the sky.
- iv. Please sit on the chair.
- v. Fish swim in water.
- vi. Wild animals live in the jungle.
- vii. Monkeys eat bananas.
- viii. The salad tastes good.

Q3. Fill in the blanks with the correct **verbs** from the box.

drink	ring	shout	stand	look	cooks
-------	------	-------	-------	------	-------

- i. Mummy _____ tasty food.
- ii. Please _____ the bell.
- iii. Do not _____ in the class.
- iv. Please _____ in a line.
- v. I _____ two glasses of milk every day.
- vi. These flowers _____ beautiful.

Q1. Now use the correct pronouns, 'he', 'she', 'it', 'we', 'they' in the blanks:

1. This is Lucy. _____ likes skipping.
2. This is a monkey. _____ lives on a tree.
3. Tom is on the street. _____ is eating an ice cream.
4. This is my family. _____ are all very happy.
5. That lady is my teacher. _____ teaches me English.
6. Look at those boys! _____ are making noise.

Q2. Rewrite each sentence. Change the underlined word into a pronoun (one has been done for you):

1. Sara made dinner for me.

She made dinner for me.

2. Tom and I played football with Saba.

3. Jim is a dog.

4. The house needs a fresh paint.

5. Ali and I played with the puppy.



DELHI PUBLIC SCHOOL, SRINAGAR.

MATHEMATICS

WORKSHEET – 1

Name: _____

Roll No.: _____

Class: II / Sec.: _____

Q1. Compare the following set of numbers by writing $>$, $<$ or $=$ in the blank boxes:

a) 303 313

b) 294 296

c) 442 437

d) 586 686

e) 710 701

f) 390 309

g) 986 986

Q2. Write the place and place value of the underlined digits:

Number	Place	place value
a) 1 <u>1</u> 7	_____	_____
b) <u>7</u> 19	_____	_____
c) 63 <u>8</u>	_____	_____
d) 8 <u>0</u> 1	_____	_____
e) <u>5</u> 00	_____	_____
f) 99 <u>9</u>	_____	_____
g) 3 <u>2</u> 1	_____	_____
h) <u>1</u> 00	_____	_____
i) 2 <u>1</u> 1	_____	_____



DELHI PUBLIC SCHOOL, SRINAGAR

Subject: EVS

Revision Worksheet No. 1

Topic: Houses We Live In

Name: _____

Class/Sec II _____


Date: _____

Roll no. _____

Reading Time

A house protects us and keeps us safe. A house protects us from:

Heat of the sun



Rain



Heavy wind



Different places have different types of houses. Some are big while others are small. Some are strong while others are not. The type of house depends on the weather conditions of a place. It also depends on the materials that are available locally in that place.


LET US SEE DIFFERENT TYPES OF HOUSES




1. Pucca house: Houses made of cement, iron rods, bricks, glass, wood, etc are called pucca houses. These houses are mostly found in towns and cities. They are strong house. Some of the pucca houses are flats, bungalows etc.

Materials used for Pucca house:

Iron rods




Glass



Wood



Cement




2. Kutcha house : A kutcha house is a house made of mud, bamboo, straw, wood, leaves, ice etc. These houses are mostly found in the villages. These houses are not expensive to build. Some of the kutcha houses are igloo, houseboat, etc.

Materials used for Kutcha house:

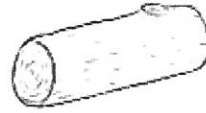
Mud



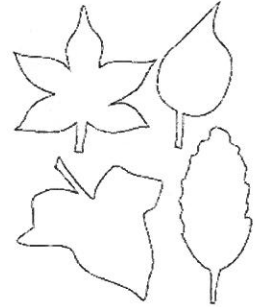
Bamboo



Wood



Leaves



Things To Remember

- A house protects us and keeps us safe.
- Houses are of two types – Kutcha house and Pucca house.
- A kutcha house is a house made of mud, bamboo, straw, wood, leaves, ice etc.
- *Houses made of cement, iron rods, bricks, glass, wood, etc.*

Thinking Time

Q1. Fill in the blanks.

a) houses are strong.

b) A house protects us from


c) Kutcha houses are mostly found in the

Q2. Put the names of the building material in the correct house:


Mud




Glass



Cement




Leaves



Iron rods



Bamboo



Wood



KUTCHA HOUSE

.....

.....

.....

.....

PUCCA HOUSE

.....


.....

.....

.....

Drawing Time

Q3. Draw your house in the space given below and write any three sentences about it.



.....

.....

.....



DELHI PUBLIC SCHOOL, SRINAGAR

Subject: EVS

Worksheet

Topic: Places of worship

Name: _____

Class/Sec II _____

Date: _____

Roll no. _____

Reading Time

Our country is a land of many religions. All religions teach us to be good and love each other. Saying prayers is a good way of talking to God. We all pray at home. Sometimes we visit places of worship to do so. Although people visit different places of worship, God is one and is present everywhere. We should learn to respect all religions.

LET US MEET OUR DIFFERENT PLACES OF WORSHIP




Temple: *Our Hindu friends pray in the Temple.*


They pray to different Gods like Lord Rama, Lord Shiva, Lord Ganesha, Goddess Durga, Goddess Laxmi, etc. Their holy books are the Bhagwad Gita, the Ramayana and the Mahabharata.



Church: Our Christian friends offer prayers in the Church. They pray to Jesus Christ. Their holy book is the Bible. It tells them the teachings of the Jesus Christ. Christians believe that he was the son of God who came to save the people on the earth.



Mosque: Our Muslim friends pray in the Mosque. They pray to Allah. Their holy book is the Quran. Prophet Mohammed's teachings are written in this holy book.



Gurudwara: Our Sikh friends pray in the Gurudwara. They have ten gurus. The first guru Guru Nanak Devji started the Sikh religion. The holy book of Sikhs is the Guru Granth Sahib. The teachings of the ten gurus and other saints are written in this holy book.

Remember Always God teaches us:

- To love everyone.
- Not to hurt anyone.
- To respect all the places of worship.
- To help the needy.
- God has many names but “HE” is one and present everywhere.

Thinking Time

Q1. Name the following:

1) Holy book of Hindus

.....

2) Holy book of Muslims

.....


3) Holy book of Sikhs

.....

4) Holy book of Christians

.....


Q2. People of which religion go to pray in the following places?



.....



.....




.....



.....

Drawing Time

Q3. Draw a place of worship you have visited in a box given below. Write three sentences to describe it.



.....

.....

.....

दिल्ली पब्लिक स्कूल, श्रीनगर
कक्षा - दूसरी
Revision worksheet
विषय- हिंदी

नाम :	वर्ग :
----- -	अनुक्रमांक: -
कक्षा -	

भाग १ - व्याकरण Grammar

प्रश्न १. नीचे दिए एकवचन शब्दों के बहुवचन लिखिए:-

१. कार ----- २.
मछली-----

३. लड़की ----- ४. आँख

५. घोड़ा ----- ६. जूता

प्रश्न २. नीचे दिए अशुद्ध वाक्यों को शुद्ध करके लिखिए:-

१. जंगल शेर थे परेशान के सभी जानवर से

२. कृष्ण थे मित्र पक्के और सुदामा

आज काम पर मत का कल छोड़ो।

प्रश्न ३. नीचे दिए लिंग छाँट कर सही स्थान पर लिखिए :-
लड़कीभाई माता दादा धोबी

चाची लड़का बेटा माता चूहा

पुल्लिंग

स्त्रीलिंग

प्रश्न ४. _____ में संज्ञा _____ है । :-

१. सौरभ दिल्ली से आया ।

३. मेरे पास बहुत सुंदर गुड़िया है ।

४. पेड़ पर बंदर बैठा है ।

५. सोनम की दादी आगरा में रहती है ।

भाग - रपाठों से

प्रश्न ५. नीचे दिए अनुच्छेद को पढ़कर प्रश्नों के उत्तर लिखिए:-

एक था शेर बड़ा ही निर्दयी। जंगल के सभी जानवर उससे परेशान थे । जिसे चाहता , वह उसे मारकर खा जाता । उसके मन में ज़रा भी दया नहीं थी । एक दिन सभी जानवरों ने गुपचुप एक सभा की । सभी सोच रहे थे-इस अत्याचारी शेर से कैसे छुटकारा पाया जाए ? पर कोई रास्ता नहीं निकला। तभी एक कोने से आवाज़ आई - भिन -भिन -भिन !

१. शेर कैसा था ?

२. एक दिन सभी जानवरों ने क्या की ?

३. तभी कोने से कैसी आवाज़ आई ?

प्रश्न ६. वाक्य बनाइए:-

१. फूल

२. दोस्त

३. गुलाब

प्रश्न ७. नीचे दिए शब्दों के अर्थ लिखिए

१. मित्र -----

२. द्वारपाल

३. तकलीफ ----- ४. लहलुहान

प्रश्न ८. नीचे दिए वाक्यों में सही (✓) या गलत (x) का निशान लगाइए:-

१. मीनू ने गुलाब के पौधे की डालियाँ तोड़कर पुनपुन को दीं।

२. हरियाली सुंदर होती है।

३. सुदामा और कृष्ण शत्रु थे।

४. पेड़-पौधों में भी जीवन होता है।

५. झोंपड़ी की जगह महल खड़ा था।

प्रश्न ९. नीचे दिए सही शब्द पर गोला लगाइए:-

१. कृश्र

कृष्ण


२. म्च्छर

मच्छर

३. गुस्सा

गुस्सा

प्रश्न १०. नीचे दिए चित्र को देखकर दो वाक्य लिखिए :-



دہلی پبلک اسکول، سرینگر
عملی کام (۱)

جماعت:۔ دوم

مضمون:۔ اُردو

گریڈ: _____

نام:۔ _____

عنوان:۔ لفظ کی قسمیں (کلمہ اور مہمل)

پیارے بچوں الفاظ دو طرح کے ہوتے ہیں۔ ایک جن کے معنی ہوتے ہیں اور دوسرے وہ جو بے معنی ہوتے ہیں۔

معنی والے لفظ کو ”کلمہ“ کہتے ہیں۔ جیسے: روٹی، کام، دال وغیرہ۔
بے معنی لفظ کو ”مہمل“ کہتے ہیں۔ جیسے: ووٹی، وام، وال وغیرہ۔

کہانی	قلم	شائے	وہانی	شتاب
چائے	کھانا	ولم	وانا	کتاب

اوپر کے الفاظ میں سے کلمہ اور مہمل الگ الگ چن کر لکھئے۔
”کلمہ“
”مہمل“

۱۔ _____

۲۔ _____

۳۔ _____

۴۔ _____

۵۔ _____

