

Hindi

# WINTER ASSIGNMENT

CLASS 7

SESSION 2021

## FLURRIES OF FUN!!!

Fun with integrated activities

Hello Everyone!

I am \_\_\_\_\_


the great!

I belong to Class/sec \_\_\_\_\_



Paste  
your  
Picture

Come and explore some activities...



## Conversation

Complete this conversation:

In this conversation, six friends (Numaan, Uzma, Alayna, Hadi, Huzaif and Mona) talk about the weather and winter activities.

Uzma: This weather is crazy! I'm not \_\_\_\_\_.

Numaan: Neither am I. But the \_\_\_\_\_ pretty.

Mona: The icicles \_\_\_\_\_, especially in the sun.

Hadi: My favourite place \_\_\_\_\_.

Huzaif: That's your \_\_\_\_\_ naps!

Alayna: I've definitely \_\_\_\_\_.

Hadi: The chairs are \_\_\_\_\_. But may be \_\_\_\_\_.

Numaan: Yes, let's all go \_\_\_\_\_!

Uzma: I've never done either \_\_\_\_\_, so I'd love to go.

*Let's complete these couplets.*



### ***Charismatic View***

*Listen! The winter is coming hurriedly  
Oh! There is a snowfall \_\_\_\_\_*

*Hearts are filled with fun and thrill  
Brace yourself for winter \_\_\_\_\_*

*A fairy is waving her magic wand  
Throwing diamonds on the \_\_\_\_\_*

*It covers every inch of the ground  
And leaves everyone \_\_\_\_\_*

*A little bird is searching its hiding  
I love to do snow \_\_\_\_\_*

*Animals could not jump and hop  
It covers street and roof \_\_\_\_\_*

*Have some fun in this morning  
Let us all go for \_\_\_\_\_!*

*Come my dear friend \_\_\_\_\_  
We will prepare delicious harissa*

*Let's gaze the view without a blink  
Come and prepare some hot \_\_\_\_\_*

*The whole view is charismatic  
It seems as if there is some \_\_\_\_\_*

*Wow! It is a beautiful surprise  
The earth seems like a \_\_\_\_\_*

**Think and write:**

Three things I am grateful for

---

---


---

---

---

---

Favourite person with whom I would like to spend my vacations and why?

[illegible]

One thing I would like to do and why ?

[illegible]

***Let's try Poster. Here is mine!***



***How to make a poster?***

***Step 1: Get the right size. Posters are large print documents designed to grab attention.***


***Step 2: Design your poster layout. Your audience needs to take in the message of your poster at a glance. ...***

***Step 3: Choose your graphics. ...***

***Step 4: Use color in your poster. ...***

***Step 5: Include text into your poster.***

***I planned to design my favourite poster! Here It is...***



**Q1. Draw a bar graph using coloured paper strips (for reference see the picture given below) representing the amount of snow accumulated in the following five districts of Kashmir.**



S. No	Districts	Snowfall (in cms)
1	Pahalgam	14
2	Gulmarg	11
3	Banihal	12
4	Kokarnag	8
5	Kupwara	7

**BAR GRAPH**

**Q2. During winters we use wood for “*Hamaam*” if the cost of wood per 100 kg is ₹700, then what will be the cost of same for 10 quintals (1000 kg)? In how many days this quantity of wood will be consumed if the rate of wood consumed per day is 20 Kg?**

---

---

---

---

---

---

---

---

---

---

A floor plan diagram of a room with a yellow background. On the left wall is a door with a width of 1m and a height of 2.5m. On the right wall is a window with a width of 4m and a height of 2m. The total width of the room is 6m, and the total height is 4m. The door is positioned 1m from the left wall and 1.5m from the bottom wall. The window is positioned 2m from the right wall and 2m from the bottom wall.

[illegible]

## 1. Scrap book making

- Make a scrapbook of your own using old notebooks, drawing books, scrapbooks or your previous class almanac and paste all the pictures of the activities mentioned below on it.

## 2. Weaving and knitting.



- Use thin colored paper strips to weave and create a design. Be creative not just with the color combinations but with different patterns and form a varied number of designs. Paste them on your scrap book.
- Knitting is a method in which thread or yarn may be turned into cloth or other fine crafts by inter looping. Do some knitting and paste samples of it on the scrap book which you have made. Find out and write when, where and how this art originated on your scrap book.

## 3. Snow amusement

Gulmarg is famous for winter sports. People love to enjoy the thrill of sports and snow.

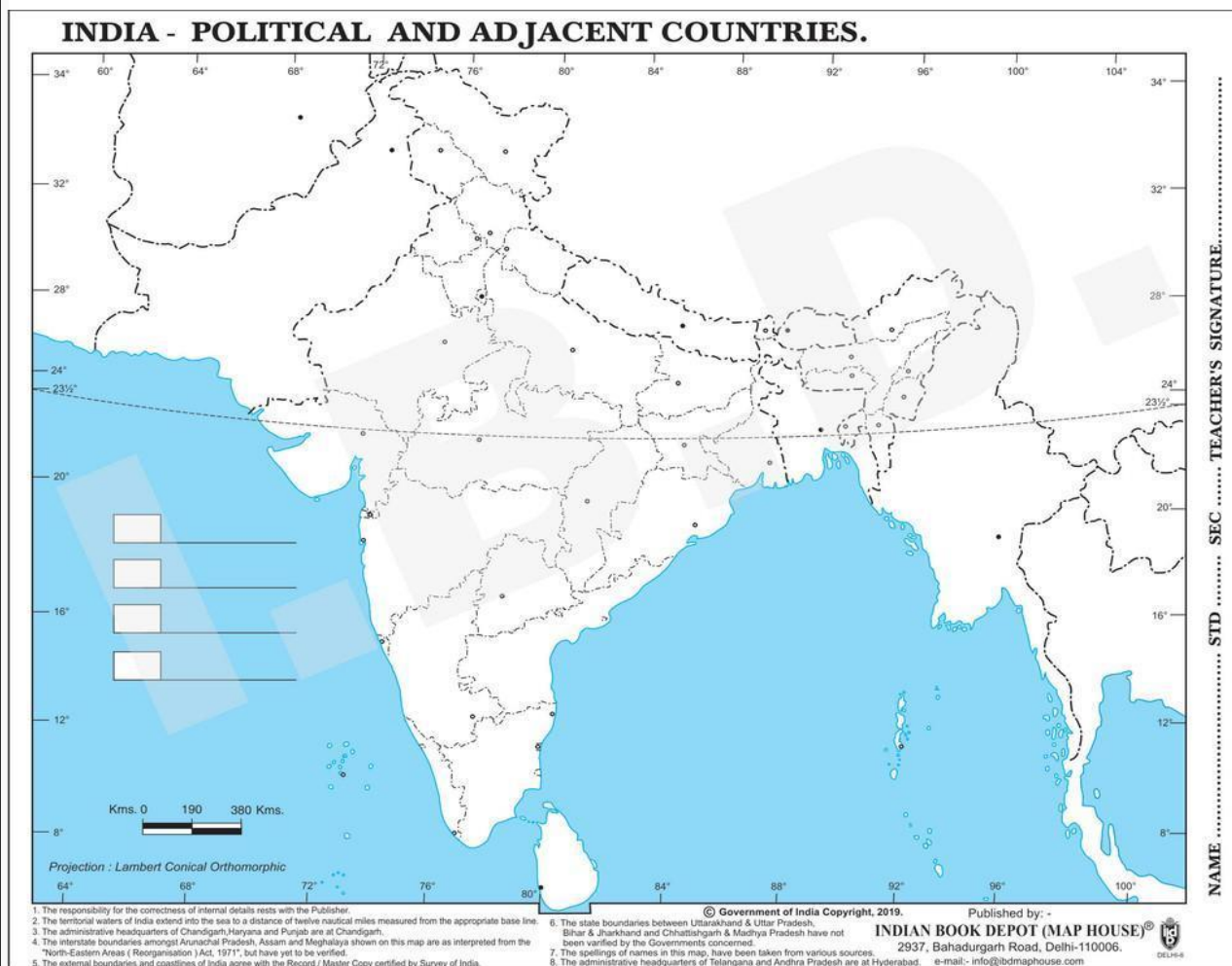
- Do some research and find out the reason, while traveling to Gulmarg in snow, why chains are fitted in tyres of vehicles? Write about it in your scrap book.

#### 4. Murraba making



**Murabba** is an Arabic word that refers to savory or sweet jam pickle.

- Being power house of nutrients, make murraba of **Quince apple (Bam choonth)** at home.
- Write the recipe and paste its pictures on your scrap book.
- Do you find this method as a good technique of food preservation?

**Collect information about any 5 places in India where snowfall occurs. Locate these places on an outline map of India.**



**Gather information about Asia's first ever snow sculpture festival held at Gulmarg in 2014. Paste 4 pictures of the sculptures made there by the artists.**



- In 2011, the National Authority of India(NHAI) commissioned construction of two tunnels namely Chennai-Nashri and Qazigund-Banihal along the Srinagar-Jammu highway to reduce travel and make it motor able for all seasons. Do some research and answer the following questions.
- Who built these tunnels and in which year?
- How much time was taken for its construction?
- Which areas does it connect and what is its length?
- How has it helped the people?
- Paste the relevant pictures on a scrap book made by you.

- प्यारे बच्चे ईश्वर ने आप सब को अच्छी सोच . विचार का वरदान दिया है ,  
अपनी सोच के अनुसार दी गई कविता को तुकबंदी वाले शब्दों के द्वारा  
पूरा  
कीजिए -



सर्दी आई बर्फ ओढ़ के हमने पहना स्वेटर ।

स्वेटर में कांपे हड्डियाँ लाओ लाओ हीटर ॥

---

---

---

ताव पाकर मिली राहत कुछ गर्म खाने का किया मन ।

बोल पड़े तपाक से मम्मी पकोड़ी बनने दो गर्मा गरम ॥

---

---

---


बर्तन धोने की बात सुन मानो सर्दी हुई और सर्द ।

पकोड़ी के लिए रख दी गई बड़ी भयानक शर्त ॥

सर्दी के मौसम पर .दो चुटकुले दिए गए डिब्बों में लिखिए -  
जैसे ----



وڌو آتی تھی ڇھ اُسی پڻ فرش تبدیل کران یمن مٺر خاص کُرتھ نمڊ تہ گن ہنڊ استعمال چھ  
سڊان۔ گنہ اکہ چیرک نمونہ بناؤ ”نمڊ“ یا ”گبہ“



پنہ نس نانی بڌی پس یا گر گن زھن نش بہو تہ تمن پر زھو سوال تھنڊس پتھ  
کالس متعلق زتھ وٺس مٺر بیلہ نہ آسان وٺسہ میسر اُسی مثالے ٹیلی فون، موبایل فون  
ہوایی جہاز، گیس، گنڊو درو کنڊو، نوک نوک سامانہ بیتز تم رکتھ اُسی پڻ پان رٺناوان،  
رکتھ گنڊو اور یورچھ خبر سوزان، رکتھ گنڊو اُسی باقی ملکن سأل کر نہ خاطر یا کامہ  
گنہان۔ یہ ساری زانکاری مد نظر تھاتھ گرو اکھ ویڈیو تیار تہ گروپ سوپے  
کاشر پاٹھو بیان۔

ساری زانکاری مد نظر تھاتھ گرو (۲) منٹن ہنڊ اکھ ویڈیو تیار تہ گروپ سوپے کاشر  
پاٹھو بیان

تمن چيزن پندى ناو تہ شکلہ بناؤ و یس کاشر میرا شج باوتھ آسہ کران۔  
(مثالے: پھرن کانگر)


**Q1. Write an HTML code to create a table with following options and paste the output.**

- **It should contain three rows and three columns.**
- **Set border="2",bordercolor="RED" and the table should be aligned to Left.**
- **Use "winter activities" as the table caption.**
- **Fill the table with the activities that you have done in your winter break.**

This image shows a single sheet of white paper with horizontal ruling lines. The lines are evenly spaced and run across the width of the page. There are no margins, text, or other markings on the paper.

**Paste the output here...**

Draw a landscape on snow (with snow man) in Paint and then print that on photo-paper. Paste that picture here.



Colour the following composition with poster/water colours using 'tints and tones' technique.

